



The CLA Coupé and Shooting Brake

Price List as of 01st June 2021

Mercedes-Benz



Welcome

At Mercedes-Benz we appreciate the importance of detail. Over the following pages you'll find model prices and a breakdown of standard and optional equipment, as well as details of the attractive finance offers and benefits that are available to every Mercedes-Benz driver.

We have highlighted some of the best styling features both inside and out, some of the new technology features and some body styling options which all combine to give you a unique driving experience. To experience a full listing of what is available; please speak directly to your local Mercedes-Benz Dealer.

Of course, some things have to be experienced to be truly appreciated, such as the qualities that set a Mercedes-Benz apart, which is why we'd like to invite you for a test drive at your local Mercedes-Benz Dealership. Discover the location and the contact details of your local Mercedes-Benz Dealership at www.mercedes-benz.ie





Some of the model features, optional extras and colours shown may not be available, or may only be available in a different specification.

Model Prices CLA Coupé

Petrol

| Model Description | Wheel size | CO2 | VRT Rate | Road Tax | CC | BHP | Price* |
|------------------------------------|------------|---------|----------|----------|------|-----|------------|
| CLA 180 Coupé A/T Progressive | 18" | 136-140 | 18.00% | €210.00 | 1332 | 136 | €42,520.00 |
| CLA 180 Coupé A/T AMG Line | 18" | 136-140 | 18.00% | €210.00 | 1332 | 136 | €45,402.00 |
| CLA 200 Coupé A/T Progressive | 18" | 136-140 | 18.00% | €210.00 | 1332 | 163 | €45,750.00 |
| CLA 200 Coupé A/T AMG Line | 18" | 136-140 | 18.00% | €210.00 | 1332 | 163 | €48,632.00 |
| CLA 200 Coupé 4MATIC Progressive | 18" | 146-150 | 21.00% | €270.00 | 1332 | 163 | €50,140.00 |
| CLA 200 Coupé 4MATIC AMG Line | 18" | 146-150 | 21.00% | €270.00 | 1332 | 163 | €53,120.00 |
| CLA 250 Coupé A/T Progressive | 18" | 151-155 | 23.50% | €280.00 | 1991 | 224 | €54,625.00 |
| CLA 250 Coupé A/T AMG Line | 18" | 151-155 | 23.50% | €280.00 | 1991 | 224 | €57,693.00 |
| CLA 250 Coupé 4MATIC Progressive | 18" | 151-155 | 23.50% | €280.00 | 1991 | 224 | €54,840.00 |
| CLA 250 Coupé 4MATIC AMG Line | 18" | 156-170 | 26.00% | €280.00 | 1991 | 224 | €59,656.00 |
| Mercedes-AMG CLA 35 Coupé 4MATIC | 18" | 171-190 | 31.00% | €600.00 | 1991 | 306 | €68,350.00 |
| Mercedes-AMG CLA 45 Coupé 4MATIC | 18" | 191 + | 37.00% | €790.00 | 1991 | 387 | €84,905.00 |
| Mercedes-AMG CLA 45 S Coupé 4MATIC | 19" | 191 + | 37.00% | €790.00 | 1991 | 421 | €94,035.00 |

Petrol Plug In Hybrid

| Model Description | Wheel size | CO2 | VRT Rate | Road Tax | CC | BHP | Price* |
|-----------------------------|------------|------|----------|----------|------|-----|------------|
| CLA 250 e Coupé Progressive | 18" | 0-50 | 7.00% | €140.00 | 1332 | ** | €47,430.00 |
| CLA 250 e Coupé AMG Line | 18" | 0-50 | 7.00% | €140.00 | 1332 | ** | €50,000.00 |

** 1,332cc, 4-cylinder, 160hp - Electric Motor 102hp. System Output 218hp.

Model Prices CLA Coupé

Diesel

| Model Description | Wheel size | CO2 | VRT Rate | Road Tax | CC | BHP | Price* |
|------------------------------------|------------|---------|----------|----------|------|-----|---------|
| CLA 180 d Coupé A/T Progressive | 18" | 131-135 | 17.25% | €210.00 | 1950 | 116 | €44,025 |
| CLA 180 d Coupé A/T AMG Line | 18" | 131-135 | 17.25% | €210.00 | 1950 | 116 | €46,883 |
| CLA 200 d Coupé A/T Progressive | 18" | 126-130 | 16.50% | €200.00 | 1950 | 150 | €45,170 |
| CLA 200 d Coupé A/T AMG Line | 18" | 131-135 | 17.25% | €210.00 | 1950 | 150 | €48,398 |
| CLA 200 d Coupé 4MATIC Progressive | 18" | 131-135 | 17.25% | €210.00 | 1950 | 150 | €47,805 |
| CLA 200 d Coupé 4MATIC AMG Line | 18" | 136-140 | 18.00% | €210.00 | 1950 | 150 | €51,082 |
| CLA 220 d Coupé A/T Progressive | 18" | 126-130 | 16.50% | €200.00 | 1950 | 190 | €49,960 |
| CLA 220 d Coupé A/T AMG Line | 18" | 131-135 | 17.25% | €210.00 | 1950 | 190 | €53,228 |
| CLA 220 d Coupé 4MATIC Progressive | 18" | 131-135 | 17.25% | €210.00 | 1950 | 190 | €51,545 |
| CLA 220 d Coupé 4MATIC AMG Line | 18" | 136-140 | 18.00% | €210.00 | 1950 | 190 | €54,857 |

*Prices applicable to all models registered from 01st June to 31st July 2021. Subject to availability. Terms & Conditions apply. Prices quoted do not include dealer and delivery related charges.

Model Prices CLA Shooting Brake

Petrol

| Model Description | Wheel size | CO2 | VRT Rate | Road Tax | CC | BHP | Price* |
|---|------------|---------|----------|----------|------|-----|---------|
| CLA 180 Shooting Brake A/T Progressive | 18" | 136-140 | 18.00% | €210 | 1332 | 136 | €43,685 |
| CLA 180 Shooting Brake A/T AMG Line | 18" | 136-140 | 18.00% | €210 | 1332 | 136 | €46,567 |
| CLA 200 Shooting Brake A/T Progressive | 18" | 136-140 | 18.00% | €210 | 1332 | 163 | €47,150 |
| CLA 200 Shooting Brake A/T AMG Line | 18" | 136-140 | 18.00% | €210 | 1332 | 163 | €50,032 |
| CLA 250 Shooting Brake A/T Progressive | 18" | 156-170 | 26.00% | €280 | 1991 | 224 | €57,825 |
| CLA 250 Shooting Brake A/T AMG Line | 18" | 156-170 | 26.00% | €280 | 1991 | 224 | €60,986 |
| CLA 250 Shooting Brake 4MATIC Progressive | 18" | 156-170 | 26.00% | €280 | 1991 | 224 | €57,965 |
| CLA 250 Shooting Brake 4MATIC AMG Line | 18" | 156-170 | 26.00% | €280 | 1991 | 224 | €61,126 |
| Mercedes-AMG CLA 35 Shooting Brake 4MATIC | 18" | 171-190 | 31.00% | €600 | 1991 | 306 | €67,135 |
| Mercedes-AMG CLA 45 Shooting Brake 4MATIC | 18" | 191 + | 37.00% | €790 | 1991 | 387 | €87,665 |
| Mercedes-AMG CLA 45 S Shooting Brake 4MATIC | 19" | 191 + | 37.00% | €1,250 | 1991 | 421 | €92,285 |

Petrol Plug In Hybrid

| Model Description | Wheel size | CO2 | VRT Rate | Road Tax | CC | BHP | Price* |
|--|------------|------|----------|----------|------|-----|---------|
| CLA 250 e Shooting Brake A/T Progressive | 18" | 0-50 | 7.00% | €140 | 1332 | ** | €48,700 |
| CLA 250 e Shooting Brake A/T AMG Line | 18" | 0-50 | 7.00% | €140 | 1332 | ** | €51,270 |
| ** 1,332cc, 4-cylinder, 160hp - Electric Motor 102hp. System Output 218hp. | | | | | | | |

*Prices applicable to all models registered from 01st June to 31st July 2021. Subject to availability. Terms & Conditions apply. Prices quoted do not include dealer and delivery related charges.

Model Prices CLA Shooting Brake

Diesel

| Model Description | Wheel size | CO2 | VRT Rate | Road Tax | CC | BHP | Price* |
|---|------------|---------|----------|----------|------|-----|---------|
| CLA 180 d Shooting Brake A/T Progressive | 18" | 136-140 | 18.00% | €210 | 1950 | 116 | €45,240 |
| CLA 180 d Shooting Brake A/T AMG Line | 18" | 136-140 | 18.00% | €210 | 1950 | 116 | €48,122 |
| CLA 200 d Shooting Brake A/T Progressive | 18" | 131-135 | 17.25% | €210 | 1950 | 150 | €46,945 |
| CLA 200 d Shooting Brake A/T AMG Line | 18" | 131-135 | 17.25% | €210 | 1950 | 150 | €49,803 |
| CLA 200 d Shooting Brake 4MATIC Progressive | 18" | 136-140 | 18.00% | €210 | 1950 | 150 | €49,135 |
| CLA 200 d Shooting Brake 4MATIC AMG Line | 18" | 136-140 | 18.00% | €210 | 1950 | 150 | €52,017 |
| CLA 220 d Shooting Brake A/T Progressive | 18" | 131-135 | 17.25% | €210 | 1950 | 190 | €51,735 |
| CLA 220 d Shooting Brake A/T AMG Line | 18" | 131-135 | 17.25% | €210 | 1950 | 190 | €54,593 |
| CLA 220 d Shooting Brake 4Matic Progressive | 18" | 136-140 | 18.00% | €210 | 1950 | 190 | €53,855 |
| CLA 220 d Shooting Brake 4Matic AMG Line | 18" | 136-140 | 18.00% | €210 | 1950 | 190 | €56,737 |

*Prices applicable to all models registered from 01st June to 31st July 2021. Subject to availability. Terms & Conditions apply. Prices quoted do not include dealer and delivery related charges.

Star Finance PCP

You said you'd drive a Mercedes-Benz one day. One day is now with Star Finance PCP.

Speak to your dealer to discover just how easy it can be to upgrade from the ordinary to the extraordinary.

Our new Personal Contract Plan guarantees the minimum future value (GMFV) of your Mercedes-Benz.

Select your Mercedes-Benz model, pay your deposit and in 37 months either:

Trade-in for a brand new model

Acquire your model by paying the outstanding balance

Return the car and walk away (T&C's apply)

Mercedes-Benz CLA Coupé Star Finance PCP Example
(includes delivery and a 3 year service plan)

| | |
|---|------------|
| Purchase Price [†] : | €36,870.00 |
| Deposit/Trade in: | €11,061.00 |
| Finance Amount: | €25,809.00 |
| 36 Monthly Payments of: | €408.03 |
| GMFV ^{††} (Optional Final Payment) | €14,010.60 |
| Term: | 37 months |
| Total Cost of Credit: | €3,362.20 |
| APR %* | 4.9% |

Terms and Conditions.

[†] Includes delivery & related charges. Model is shown for illustrative purposes only. ^{††} The Guaranteed Minimum Future Value (GMFV) is payable if you renew or retain the vehicle at the end of the agreement. Further charges may be applied by your Mercedes-Benz Dealer subject to kilometre limits/condition of the vehicle. *Lending criteria and conditions apply. Fixed APR (Annual Percentage Rate) 4.9% which is inclusive of a documentation fee of €63.49. To qualify for this Finance Offer; a minimum deposit of 10% is required. Rate quoted is correct as at 01st March 2021 and subject to change. Offer available on all new CLA 180 Style petrol models registered from 01st March to 31st March 2021 at authorised dealers. This is a Consumer Hire Purchase agreement provided by Bank of Ireland t/a Bank of Ireland Finance. CO2 range: 132 - 122 g/km and 5.8 - 5.3 l/100 km





Some of the model features, optional extras and colours shown may not be available, or may only be available in a different specification.



CLA

Technology

Mercedes-Benz User Experience (MBUX)

Transforming the in-car user experience, thanks to MBUX: Controlled via voice or touch input, the innovative infotainment system can over time even predict personal habits thanks to artificial intelligence.

Multi-gesture touchpad control



MBUX multimedia system with DAB digital radio



Voice control

- Activated by the keywords “Hey Mercedes”, the new intelligent voice control LINGUATRONIC¹ lets you control many of the infotainment functions, including destination input, phone calls or music selection
- MBUX is able to understand different accents and will adjust to you over time
- MBUX even understands indirect commands. Feeling chilly? Just say “I feel cold” and MBUX will adjust the temperature for you

Personalisation

- Turn the CLA into your very own Mercedes-Benz by personalising driving modes, radio stations and much more
- Your personal settings can be saved in up to seven different profiles, making your driving experience the best one possible
- Thanks to artificial intelligence, MBUX is able to learn and adapt over time. It will be able to predict your personal habits, such as navigation for frequently-driven routes, or the radio station you like to listen to on your way home from work

Touch inputs

- Beside voice control you can operate MBUX via touchscreen, the touchpad on the centre console, as well as touch control buttons on the steering wheel
- The touchpad recognises your handwriting should you wish to enter addresses or phone numbers silently

Maintenance and service

- Wondering when the next service is due? Or how much further you can drive until you need to stop at a petrol station? Just ask your MBUX – it will tell you the answer

¹LINGUATRONIC off-board functions are currently only available for three years

Mercedes me connect

Stay connected any time, anywhere.

Mercedes *me*

Mercedes me is a range of innovative online services designed to enhance your Mercedes-Benz experience. Accessible via mobile, tablet or PC, Mercedes me lets you enjoy the highest standards of care and support, in a way that integrates seamlessly with your busy lifestyle.

Safety and Service – Mercedes me connect helps to keep you and your car safe

Check your car's oil level, tyre pressure and fuel from your phone so you'll be ready for every journey.




Live Traffic Information, Parked Vehicle Locator and much more with Mercedes me connect

Forgot where you've parked? Parked Vehicle Locator¹ will show you exactly where your car is as long as you're in a 1.5km radius of where you parked. Real-time traffic data and dynamic route with shorter journey times.

For more information speak to your local Retailer or visit the Mercedes me connect store at <https://www.mercedes-benz.ie/passengercars/being-an-owner/mercedes-me-connect.html>

Comfort – connect to your car anytime, anywhere

Forgot to lock your car? With Remote Car Lock² you will receive a notification on your smartphone to let you know. With one tap, you can lock and unlock your vehicle so you never have to worry.



¹Available on all models with the Vehicle Monitoring package. This option may vary between standard and additional cost dependent on the model

²Part of the Vehicle Status package. This option may vary between standard and additional cost dependent on the model

Images shown are for illustration purposes only

CLA

—
Plug-in Hybrid



Plug-in Hybrid Electric Vehicle (PHEV) The CLA250 e.

Plug-in hybrid vehicles enjoy the same functionality of full Hybrid technology, with the added benefit that they can be charged from an external electricity source.

CLA250 e
Petrol – 1,332 cc, 4-cylinder, 160 hp/118 kW
Electric motor – 102 hp/75 kW

Available as:
Progressive & AMG Line



Some of the model features, optional extras and colours shown may not be available, or may only be available in a different specification.

Standard equipment

Premium Package consisting of Advanced Sound System, Ambient-lighting, Armrest in Rear, Augmented Reality, Digital Instrument Cluster, Illuminated Door Sills, KEYLESS-GO Comfort Package, Mirror Package, Hard-disc Navigation, THERMOTRONIC, Wireless Phone Charging & Smartphone Integration

Acoustic ambient protection – the tone pitch changes depending on the driving conditions. You can therefore also differentiate whether you are braking or accelerating. Above 30 kph, the system is basically deactivated since wind and tyre noise tend to dominate at higher speeds

Charging cable – Mode 2 cable (5 meters, straight), 3-pin plug, for household sockets up to 2.3 kW

Charging cable – Mode 3 cable (4 meters, straight) for wallbox and public charging stations

Charging socket

Charging system – AC charging system rated at 3.7 kW

Comfort suspension

Pre-entry climate control

Radar-based recuperation

Remote and Charging Services

Technical details


| | |
|---|---|
| Equivalent All-Electric Range (EAER) ¹ | Coupé 71 km; Shooting Brake 68 km |
| AC charging time, 10–100% ² | 5 hrs 30 mins at a domestic socket ³ 1 hr 45 mins/3 hrs 15 mins at a wallbox |
| Range power consumption, combined ^{1,4} | Coupé: 15.2–14.7 kWh/100 km Shooting Brake: 15.5–14.8 kWh/100 km |
| Battery type (usable) | lithium-ion (10.6 kWh) |
| Capacity on-board charger | 3.7 kW |

1. The indicated values were determined according to the prescribed measurement method – Worldwide Harmonised Light Vehicle Test Procedure (WLTP). Figures shown may include options which are not available in Ireland. For Plug-in Hybrid Electric Vehicle (PHEV) figures determined with the battery fully charged, using a combination of both battery power and fuel. These models require mains electricity for charging. 2. Specified voltage and current values refer to network infrastructure and can be limited by the vehicle. Times are from 10–100% charge using a wallbox (three-phase) or standard socket (single-phase). 3. If you are planning to charge your Mercedes-Benz plug-in electric vehicle using a 3-pin domestic plug socket you must get a qualified electrician to inspect and sign off the socket to confirm it is safe and suitable to charge your vehicle. Do not use an electric vehicle 3-pin charge cable with an extension cord. 4. The certified electrical consumption is generally determined at maximum AC charging capacity using a Mode 3 cable. It is therefore recommended that vehicles with a HV battery preferably be charged at a wallbox or an AC charging station with a Mode 3 cable in order to achieve shorter charging times and improved charging efficiency.

CLA Model lines overview



Progressive Coupé



Progressive Shooting Brake

CLA Model lines overview



AMG Line Coupé



AMG Line Shooting Brake

CLA Progressive Coupé & Shooting Brake



Engine, Transmission and Suspension

Cruise Control with Limiter

DYNAMIC SELECT with a choice of driving modes: Eco, Comfort, Sport and Individual

Exterior

18-inch multi-spoke light-alloy wheels painted in himalayas grey and with a high-sheen finish,

Chrome weather strip

EASY-PACK power tailgate (Shooting Brake Only)

LED High Performance headlamps with integrated LED daytime running lights





Interior

180° Reversing Camera inc. Parking package with parking guidelines, 180° view, front and rear sensors

Air conditioning – THERMATIC single-zone climate control

Comfort seats – ensure good long-distance comfort; extensively adjustable for length, height and seat surface angle

Heated front seats with three settings

KEYLESS-GO starting function

Luggage nets on driver and front-passenger backrests

Multifunction sports steering wheel in leather, black topstitching and black bezel

Speed-sensitive power steering

Communications, Safety and Assistance Systems

7-inch digital instrument display; 10.25-inch High Resolution Media Display

Active Brake Assist – forward collision warning system with autonomous braking intervention

Active Lane Keeping Assist – warns you by means of steering wheel vibrations if you inadvertently drive over road markings. The system can also intervene actively by means of one-sided braking

ATTENTION ASSIST – monitors steering behaviour and can help alert you to long journey fatigue

MBUX multimedia system including “Hey Mercedes” and DAB digital radio

Speed Limit Assist – detects the speed limit and displays it in the instrument cluster


Touchpad

USB interface in oddments tray and two USB (type C) interfaces in centre console

Trim and Upholstery

ARTICO leather, black / anthracite (101A)

Trim - Carbon-fibre-look (H59)



CLA AMG Line Coupé & Shooting Brake



Option shown Iridium Silver Metallic.



In addition to/replacement of Progressive Exterior

18-inch AMG 5-spoke light-alloy wheels, aerodynamically optimised, painted in tremolite grey and with a high-sheen finish

AMG bodystyling consisting of AMG front apron with front splitter, AMG side sill panels and AMG rear apron and visible exhaust tailpipes

Lowered Comfort Suspension¹



1. Not available for PHEV models



In addition to/replacement of Progressive Interior

AMG brushed stainless steel sports pedals with rubber studs

AMG Floor Mats

Closing handles in galvanised silver

Galvanised steering-wheel gearshift paddles (automatic only)

Sports seats – optimise lateral support for dynamic driving and at the same time provide comfort for everyday use


Three-spoke multifunction sport steering wheel in nappa leather with flattened bottom section and perforated grip area

Shift lever in perforated nappa leather and with additional chrome elements plus red or black topstitching depending on upholstery




Trim and Upholstery

DINAMICA with contrasting stitching in red




ARTICO man-made leather/DINAMICA microfibre black with contrasting stitching in red.



Upholsteries

Progressive



ARTICO man-made leather black (101)

Standard



ARTICO man-made leather / Fléron fabric black (321)

No Cost Option



ARTICO man-made leather / Fléron fabric macchiato beige / black (325)

No Cost Option



ARTICO man-made leather / Fléron fabric, two-tone black / Bahia brown (381)

No Cost Option



ARTICO man-made leather macchiato beige / black (105)

Option



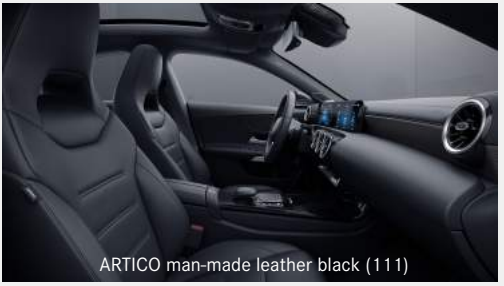
Leather black (201)

Option (Requires Leather Package)



Leather macchiato beige / black (205A)

Option (Requires Leather Package)



ARTICO man-made leather black (111)

Option (Requires Sports Seat)

Upholsteries

Progressive




ARTICO man-made leather, sports seat macchiato beige / black (115A)

Option (Requires Sports Seat)



Leather black (211)

Option (Requires Leather Package + Sports Seat)



Leather bahia brown / black (204A)

(Requires Leather Package + Sports Seat)

Upholsteries

AMG Line



ARTICO man-made leather / DINAMICA black (651)

Standard



ARTICO man-made leather neva grey / black (159)

Option



ARTICO man-made leather macchiato beige / black (115)

Option




ARTICO man-made leather black (111A)

Option



Leather, two-tone titanium grey pearl / black (258A)

Option (Requires AMG Leather Package)



Leather, two-tone classic red / black (257)

Option (Requires AMG Leather Package)

Trim options

Progressive Line



Carbon-fibre look trim (H59)

Standard



Trim in dark carbon-fibre look (H55)

No Cost Option



Light linear-grain aluminium trim (H45)

Option



Brown open-pore walnut wood trim(H23)

Option



Black open-pore linden wood trim(H15)

Option



Light longitudinal-grain aluminium trim(H44)

Option

Trim options

AMG Line



ARTICO man-made leather / DINAMICA microfibre - black (651A)

Standard



Black open-pore linden wood trim(H15)

Option



Light longitudinal-grain aluminium trim(H44)

Option



Light linear-grain aluminium trim (H45)

Option

Wheel options

Progressive



Standard (18-inch) multi-spoke light-alloy wheels (04R)



No Cost Option (18-inch) 5-spoke light-alloy wheels (R67)



Option (19-inch) 5-twin-spoke light-alloy wheels (77R)

AMG Line



Standard (18-inch) AMG 5-twin-spoke light-alloy wheels (RQS)



Option (18-inch) AMG 5-twin-spoke light-alloy wheels (RQT)



Option (19-inch) AMG multi-spoke light-alloy wheels (RVG)



Option (19-inch) AMG multi-spoke light-alloy wheels (RVK)

RQT + RVG + RVK also available as an option for Progressive

Colour options

Non-metallic



Night Black (696U) Standard



Polar White (149U) Option



Sun Yellow (914U) Option

Metallic



Digital White (144U) Option



Cosmos Black (191U) Option



Iridium Silver (775U) Option



Mountain Grey (787U) Option



Denim Blue (667U) Option



Rosé Gold (817U) Option

Designo



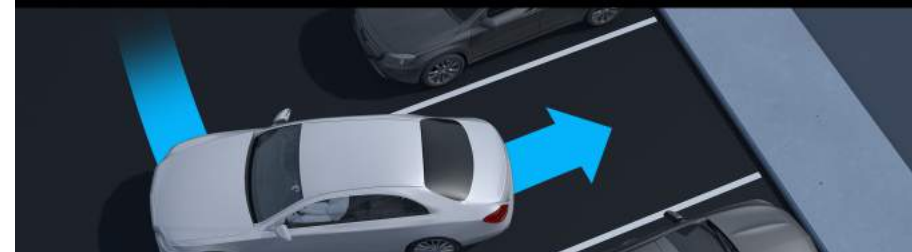

Designo Mountain Grey MAGNO (662U)¹ Option



Designo Patagonia Red (993U) Option

Standard Equipment

- 18-inch Alloy Wheels
- 10.25-inch Media display
- Active Brake Assist
- Active Lane Keeping Assist
- Active Parking Assist with PARKTRONIC inc Reversing Camera + Parking Sensors
- Communications module (LTE) for the use of Mercedes me connect services
- Digital radio
- DYNAMIC SELECT
- EASY-PACK power tailgate (Shooting Brake Only)
- Heated front seats
- LED High Performance headlamp
- MBUX multimedia system
- Preinstallation for digital key transfer
- Preinstallation for Live Traffic Information
- Seat Comfort package
- Speed Limit Assist
- Stowage compartment in centre console with retractable cover
- Sun visor with illuminated vanity mirror
- THERMATIC automatic climate control
- Touchpad
- Velour floor mats
- Windscreen wipers with rain sensor



Advanced Plus Package

From¹ €2,452

- **Armrest in rear compartment:**
With the armrest in the rear you can provide your passengers with a particularly relaxed seating position. Their ride comfort is also enhanced thanks to two integral cup holders for drinks.
- **Ambient Lighting in 64 Colours:**
Showcase the interior according to your personal preferences or current mood. The 64 colours of the ambient lighting create fascinating colour schemes, for example in the illuminated air vents, doors or the dashboard.
- **Digital Instrument Display (10.25-inch):**
You experience the entire range of digital display possibilities. The large, high-resolution 10.25-inch display is individually configured by you – for example in the classic form, with the speedometer on the left and the rev counter on the right. Visually impressive and easy to read: travel and driving assistance information is superimposed using the full display area.
- **Mirror package:**
You can fold in the exterior mirrors electrically and thus make your car slimmer at the press of a button. Small parking spaces suddenly become big enough. Importantly, this also protects you from annoying damage. The driver's exterior mirror and the rear-view mirror are also able to register headlamp dazzle from the rear and dim automatically.
- **Wireless Phone Charging:**
Driving time becomes charging time – just drop your smartphone into its allotted place in the oddments tray for wireless charging. Irrespective of the model and brand, compatible smartphones are charged wirelessly (Qi Standard).



¹Price and availability subject to vehicle specification

Premium Package

From¹ €5,130

(Standard Equipment for PHEV models)

In addition to/replacement of Advanced Plus Package components

- **Augmented Reality for Navigation:**
To enable you to find your way in complex traffic situations, MBUX Augmented Reality Navigation connects the virtual world with the real world. The technology incorporates graphical navigation instructions and traffic information into live images. So you reach your destination quickly, safely and stress-free.
- **Advanced Sound System with 10 speakers and 225 watts output:**
The sound system adds listening pleasure to driving enjoyment. The speaker system is precisely configured for the vehicle interior for the dynamic reproduction of music.
- **Illuminated Door Sills:**
Even getting in and out becomes an experience in itself. As part of this, the high-quality stainless steel sill panels are illuminated with "Mercedes-Benz" lettering.
- **Hard-disc Navigation:**
Save time thanks to fast hard-disc navigation with flexible options for entries via touch control or voice input
- **KEYLESS-GO Comfort Package:**
Maximum comfort for your day-to-day motoring: with the KEYLESS-GO Comfort package, you can start and lock your vehicle simply by have the key on your person.
- **THERMOTRONIC:**
The THERMOTRONIC controls the individual temperature in two zones. The activated charcoal filter works very efficiently, and as well as particulate matter it also eliminates harmful substances and unpleasant odours. Your health will thank you for it.



¹Price and availability subject to vehicle specification

Premium Plus Package

From¹ €9,752

In addition to/replacement of Premium Package components

- **Electrically Adjustable Front Seats with Memory Function inc 4-way Lumbar Support**
The memory programming includes all seat adjustment functions such as seat height and fore-and-aft position, seat cushion angle and seat backrest inclination. Small movements of the seat cushion and the backrest with three programmes and two speeds.
- **Head-up Display**
Ideal prospects for sporty driving fun and a superior driving experience: the head-up display transforms your windscreen into an exciting digital cockpit. This means you always have a direct view of key information. Your full attention remains on the road and the traffic conditions in front of you
- **MBUX Interior-Assist:**
Enjoy contactless ease of operation: this innovative system detects and interprets your hand and arm movements. This means you can activate selected functions in a matter of seconds. The system is able to differentiate between driver and front passenger – so that you reach precisely the menus you wish to use.
- **Parking Package with 360-degree camera:**
Park with peace of mind. The all-round visibility thanks to the 360 degree camera including a virtual birds-eye view is particularly impressive.
- **MULTIBEAM LED Headlights:**
For your perfect vision: the adaptive MULTIBEAM LED headlamps with individually controllable LEDs react to the traffic situation. Partial main beam omits other road users without dazzling them. And the cornering light and active light functions illuminate the field of vision optimally so that you can detect dangers sooner.
- **Surround Lighting with Projection of Brand Logo:**
An attractive eye-catching feature in dark surroundings. The additional light also makes it more convenient for you when getting in and out.



¹Price and availability subject to vehicle specification

Overview of Package Components

| Special equipment <small>Sometimes equipment will be replaced by an upgrade.</small> | Advanced Package <small>always included</small> | Advanced-Plus Package | Premium Package | Premium-Plus Package |
|---|--|-----------------------|-----------------|----------------------|
| Progressive | ✓ | ✓ | ✓ | ✓ |
| Preinstallation for digital key transfer | ✓ | ✓ | ✓ | ✓ |
| Media display | ✓ | ✓ | ✓ | ✓ |
| LED High Performance headlamp | ✓ | ✓ | ✓ | ✗ |
| Parking package with reversing camera | ✓ | ✓ | ✓ | ✗ |
| Mirror package | ✗ | ✓ | ✓ | ✓ |
| Ambient lighting | ✗ | ✓ | ✓ | ✓ |
| All-digital instrument display | ✗ | ✓ | ✓ | ✓ |
| Wireless charging system for mobile devices in the front | ✗ | ✓ | ✓ | ✓ |
| Rear armrest | ✗ | ✓ | ✓ | ✓ |
| THERMOTRONIC automatic climate control | ✗ | ✗ | ✓ | ✓ |
| Navigation Connectivity package | ✗ | ✗ | ✓ | ✓ |
| MBUX augmented reality for navigation | ✗ | ✗ | ✓ | ✓ |
| KEYLESS-GO Comfort-package | ✗ | ✗ | ✓ | ✓ |
| Hard-disc navigation | ✗ | ✗ | ✓ | ✓ |
| Door sills with "Mercedes-Benz" lettering, illuminated and with exchangeable cover | ✗ | ✗ | ✓ | ✓ |
| Advanced Sound System | ✗ | ✗ | ✓ | ✓ |
| MBUX Interior Assistant | ✗ | ✗ | ✗ | ✓ |
| Parking Package with 360-degree camera | ✗ | ✗ | ✗ | ✓ |
| Head-up Display | ✗ | ✗ | ✗ | ✓ |
| Driver's seat, electrically adjustable with memory function | ✗ | ✗ | ✗ | ✓ |
| Power front left seat with memory function | ✗ | ✗ | ✗ | ✓ |
| 4-way lumbar support | ✗ | ✗ | ✗ | ✓ |
| Surround lighting with projection of brand logo | ✗ | ✗ | ✗ | ✓ |
| MULTIBEAM LED | ✗ | ✗ | ✗ | ✓ |

Night Package

From¹ €850

The Night Package adds further attractive features. With the aesthetic highlights on the exterior your car reinforces its sportiness and individuality. Numerous elements are finished in high-gloss black.

Components of the Night package:

- 18-inch AMG 5-spoke light-alloy wheels, aerodynamically optimised, painted in black with a high-sheen finish (AMG Line).
- 18-inch 5-spoke light-alloy wheels, painted in high-gloss black with a high-sheen finish
- Beltline trim strip and window line trim in high-gloss black
- Exterior mirror housings in high-gloss black
- Front splitter with insert in high-gloss black
- Heat-insulating dark-tinted glass (840) starting from the B-pillar
- Rear apron with trim strip in high-gloss black plus diffuser insert in high-gloss black
- Single louvre in the radiator grille in high-gloss black



¹Price and availability subject to vehicle specification

Optional Equipment

| | Price from ¹ |
|----------------------------------|-------------------------|
| Blind Spot Monitor | €849 |
| Burmester® Surround-Sound system | €1,367 |
| Dark tinted windows | €566 |
| Driving Assistance Package | €2,281 |
| Hard-disc Navigation | €1,038 |
| Heated Steering Wheel | €301 |
| Load compartment Package | €284 |
| Navigation Connectivity package | €1,227 |
| Panoramic Sunroof | €1,773 |
| Partition Net | €284 |
| Rear sidebags | €708 |
| Smartphone Integration | €566 |
| Traffic Sign Assist | €557 |
| Urban Guard | €830 |
| Urban Guard Plus | €1,208 |

¹Price and availability subject to vehicle specification



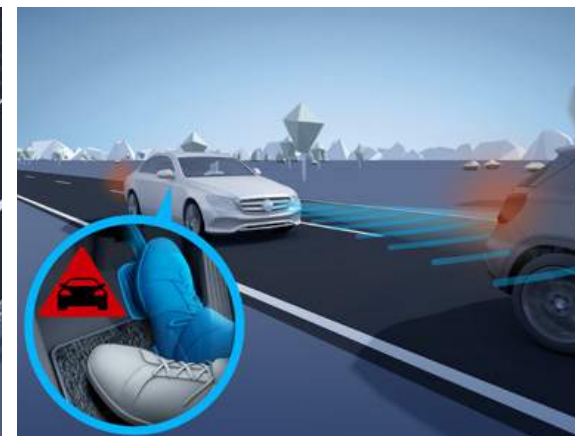
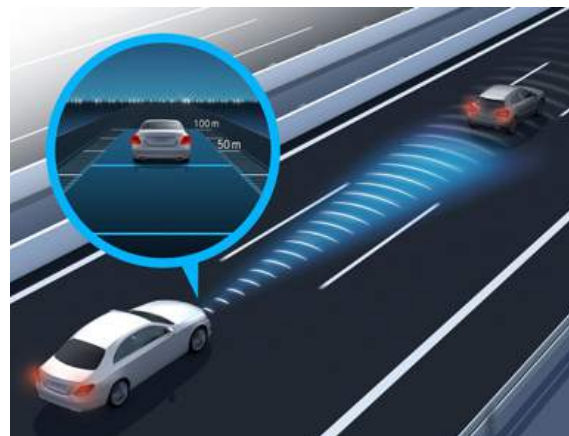
Driving Assistance package

The Driving Assistance package contains a range of highly intelligent features to help you stay safe on the road – by making the drive more effortless, by warning of danger, and by taking steps to protect you in an emergency.

Driving Assistance package (code PAY) – designed and priced as a package, including items listed below.

Automatic transmission only

From¹ €2,281



Active Blind Spot Assist can warn the driver of vehicles in the blind spot during a lane change and can help to avoid a collision by means of one-sided braking intervention

Active Braking Assist with cross-traffic function can help to avoid accidents with vehicles ahead, crossing traffic and also pedestrians, and/or mitigate their consequences

Active Distance Assist DISTRONIC helps maintain the desired distance from the vehicle in front

Active Emergency Stop Assist: immediate emergency braking if evasion is impossible

Active Speed Limit Assist ensures detected speed limits are automatically adopted as the set speed for Active Distance Assist DISTRONIC

Active Steering Assist: targeted steering intervention to prevent unintentional drifting out of lane

Evasive Steering Assist can support the driver in making evasive manoeuvres if, in a dangerous situation, he/she moves to avoid any pedestrian detected by the system

Route-based speed adjustment: adaption of speed before curves, roundabouts and junctions

¹Price and availability subject to vehicle specification

Technical data Coupé

● Standard – Not available

| Model | CLA 180 | CLA 200 | CLA 250 | CLA 250e | Mercedes-AMG CLA 35 4MATIC | Mercedes-AMG CLA 45 S 4MATIC+ | CLA 220 d |
|---|-----------------|-----------------|-----------------|----------------------------|-------------------------------|----------------------------------|-----------------|
| Engine | | | | | | | |
| Fuel delivery | Petrol | Petrol | Petrol | Petrol | Petrol | Petrol | Diesel |
| Total displacement | cc 1,332 | 1,332 | 1,991 | 1,332 | 1,991 | 1,991 | 1,950 |
| Arrangement/cylinders/valves | in-line/4/16 | in-line/4/16 | in-line/4/16 | in-line/4/16 | in-line/4/16 | in-line/4/16 | in-line/4/16 |
| Power ¹ | hp (kW) at rpm | | | | | | |
| Combustion engine | 136 (100)/5,500 | 163 (120)/5,500 | 224 (165)/5,500 | 160 (118)/5,500 | 306 (225)/5,800 | 421 (310)/6,750 | 190 (140)/3,800 |
| Electric motor | – | – | – | 102 (75)/2,500 | – | – | – |
| System output | – | – | – | 218 (160) | – | – | – |
| Torque ¹ | Nm at rpm | | | | | | |
| Combustion engine | 200/1,460–4,000 | 250/1,620–4,000 | 350/1,800–4,000 | 250/1,620–4,000 | 400/3,000–4,000 | 500/5,000–5,250 | 400/1,600–2,600 |
| Electric motor | – | – | – | 300/2,000 | – | – | – |
| System output | – | – | – | 450 | – | – | – |
| Compression ratio | 10.6:1 | 10.6:1 | 10.0:1 | 10.0:1 | 10.0:1 | 9.0:1 | 15.5:1 |
| Equivalent All-Electric Range (EAER) ² | km – | – | – | 71 | – | – | – |
| Battery type (usable) | kWh – | – | – | Lithium-ion/10.6 | – | – | – |
| Range power consumption, combined ^{2,3} | kWh/100 km – | – | – | 15.2–14.7 | – | – | – |
| AC charging time, 10–100% ⁴ | | | | | | | |
| At a domestic socket ⁵ | – | – | – | 5 hrs 30 mins | – | – | – |
| At a wallbox | – | – | – | 1 hr 45 mins/3 hrs 15 mins | – | – | – |
| Emissions standard | EURO 6D ISC-FCM | EURO 6D ISC-FCM | EURO 6D ISC-FCM | EURO 6D ISC-FCM | EURO 6D ISC-FCM | EURO 6D ISC-FCM | EURO 6D ISC-FCM |
| Transmission | | | | | | | |
| 7G-DCT 7-speed automatic | ● | ● | ● | – | ● | – | – |
| 8G-DCT 8-speed automatic | – | – | – | ● | – | ● | ● |

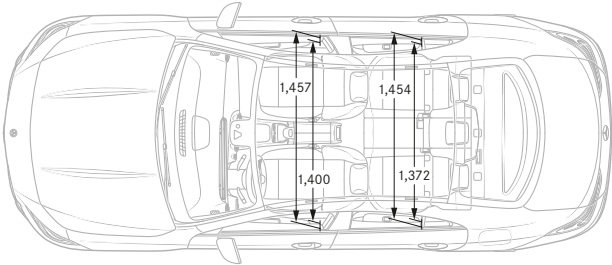
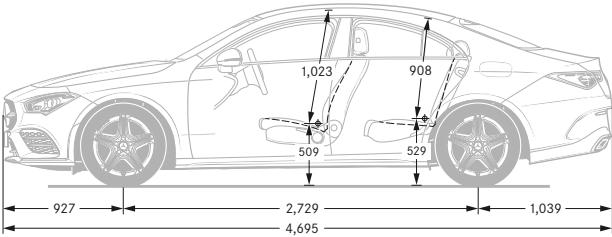
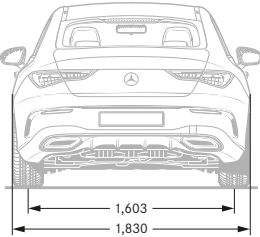
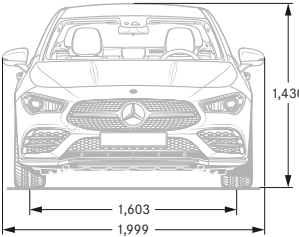
¹Figures according to Directive 80/1269/EEC in the currently applicable version. ²The indicated values were determined according to the prescribed measurement method – Worldwide Harmonised Light Vehicle Test Procedure (WLTP). Figures shown may include options which are not available in Ireland. For Plug-in Hybrid Electric Vehicle (PHEV) figures determined with the battery fully charged, using a combination of both battery power and fuel. These models require mains electricity for charging. ³The certified electrical consumption is generally determined at maximum AC charging capacity using a Mode 3 cable. It is therefore recommended that vehicles with a HV battery preferably be charged at a wallbox or an AC charging station with a Mode 3 cable in order to achieve shorter charging times and improved charging efficiency. ⁴Specified voltage and current values refer to network infrastructure and can be limited by the vehicle. Times are from 10–100% charge using a wallbox (three-phase) or standard socket (single-phase) ⁵If you are planning to charge your Mercedes-Benz plug-in electric vehicle using a 3-pin domestic plug socket you must get a qualified electrician to inspect and sign off the socket to confirm it is safe and suitable to charge your vehicle. Do not use an electric vehicle 3-pin charge cable with an extension cord

Technical data Coupé

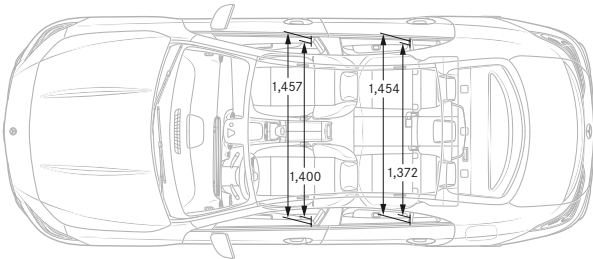
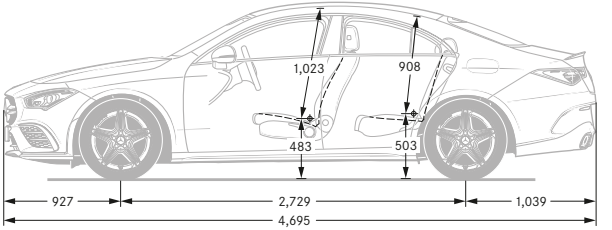
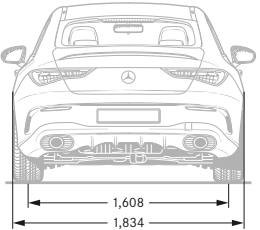
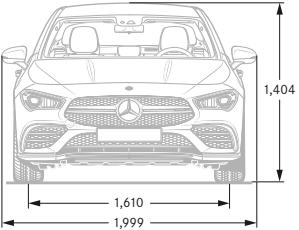
| Model | | CLA 180 | CLA 200 | CLA 250 | CLA 250e | Mercedes-AMG CLA 35 4MATIC | Mercedes-AMG CLA 45 S 4MATIC+ | CLA 220 d |
|---|----------|-----------|-----------|-----------|-----------|-------------------------------|----------------------------------|-----------|
| Performance | | | | | | | | |
| Acceleration 0–100 kph | sec | 9.0 | 8.5 | 6.3 | 6.8 | 4.9 | 4.0 | 7.1 |
| Top speed (electric mode) | kph | 216 | 229 | 250 | 240 (140) | 250 | 270 | 244 |
| Weights and capacities | | | | | | | | |
| Kerb weight ⁶ | kg | 1,425 | 1,435 | 1,490 | 1,725 | 1,615 | 1,695 | 1,560 |
| Perm. Gross Vehicle Weight | kg | 1,945 | 1,950 | 2,025 | 2,200 | 2,115 | 2,175 | 2,065 |
| Boot capacity | l | 460 | 460 | 460 | 395 | 460 | 460 | 450 |
| Towing capacity – unbraked/braked | kg | 710/1,400 | 715/1,600 | 745/1,600 | 750/1,600 | 750/1,800 | 750/1,500 | 750/1,600 |
| Fuel tank capacity/of which reserve | l | 43/5 | 43/5 | 51/5 | 35/5 | 51/5 | 51/5 | 51/5 |
| Turning circle | m | 11.10 | 11.10 | 11.10 | 11.10 | 11.54 | 11.62 | 11.1 |
| Fuel consumption^{8,9,10} | | | | | | | | |
| Combined (consumption dependent on chosen optional equipment) | l/100 km | 6.1 | 6.2–6.1 | 6.8 | 6.4–6.3 | 8.5–8.1 | 8.9–8.8 | 5.1–5.0 |

6. Mass of the vehicle in running order with at least 90% full fuel tank, plus the mass of the driver (estimated by law at 75 kg), fuel and fluids, equipped with the standard equipment as specified by the manufacturer as well as, where applicable, the mass of the body, cab, trailer coupling and spare wheel(s) as well as tools. Optional extras, additional equipment and accessories can influence the weight, residual payload, rolling resistance, aerodynamics, etc., and therefore also affect the consumption/CO₂ values. 8. All figures are based on a standard specification with the smallest tyre size. 9. The choice of wheels and transmission may affect CO₂ emissions and corresponding VRT Rate. 10. The indicated values were determined according to the prescribed measurement method – Worldwide Harmonised Light Vehicle Test Procedure (WLTP). Figures shown may include options which are not available in Ireland.

AMG Line model lines



Mercedes-AMG CLA 35 4MATIC model lines



All measurements in millimetres. The dimensions shown are mean values and apply to standard-specification, unladen vehicles

Technical data Shooting Brake

● Standard – Not available

| Model | CLA 180 | CLA 200 | CLA 250 | CLA 250e | Mercedes-AMG CLA 35 4MATIC | Mercedes-AMG CLA 45 S 4MATIC+ | CLA 220 d |
|---|-----------------|-----------------|-----------------|----------------------------|-------------------------------|----------------------------------|-----------------|
| Engine | | | | | | | |
| Fuel delivery | Petrol | Petrol | Petrol | Petrol | Petrol | Petrol | Diesel |
| Total displacement | cc 1,332 | 1,332 | 1,991 | 1,332 | 1,991 | 1,991 | 1,950 |
| Arrangement/cylinders/valves | in-line/4/16 | in-line/4/16 | in-line/4/16 | in-line/4/16 | in-line/4/16 | in-line/4/16 | in-line/4/16 |
| Power ¹ | hp (kW) at rpm | | | | | | |
| Combustion engine | 136 (100)/5,500 | 163 (120)/5,500 | 224 (165)/5,500 | 160 (118)/5,500 | 306 (225)/5,800 | 421 (310)/6,750 | 190 (140)/3,800 |
| Electric motor | – | – | – | 102 (75)/2,500 | – | – | – |
| System output | – | – | – | 218 (160) | – | – | – |
| Torque ¹ | Nm at rpm | | | | | | |
| Combustion engine | 200/1,460–4,000 | 250/1,620–4,000 | 350/1,800–4,000 | 250/1,620–4000 | 400/3,000–4,000 | 500/5,000–5,250 | 400/1,600–2,600 |
| Electric motor | – | – | – | 300/2,000 | – | – | – |
| System output | – | – | – | 450 | – | – | – |
| Compression ratio | 10.6:1 | 10.6:1 | 10.5:1 | 10.6:1 | 10.0:1 | 9.0:1 | 15.5:1 |
| Equivalent All-Electric Range (EAER) ² | km – | – | – | 68 | – | – | – |
| Battery type (usable) | kWh – | – | – | Lithium-ion/10.6 | – | – | – |
| Range power consumption, combined ^{2,3} | kWh/100 km – | – | – | 15.2–14.7 | – | – | – |
| AC charging time, 10–100% ⁴ | | | | | | | |
| At a domestic socket ⁵ | – | – | – | 5 hrs 30 mins | – | – | – |
| At a wallbox | – | – | – | 1 hr 45 mins/3 hrs 15 mins | – | – | – |
| Emissions standard | EURO 6D ISC-FCM | EURO 6D ISC-FCM | EURO 6D ISC-FCM | EURO 6D ISC-FCM | EURO 6D ISC-FCM | EURO 6D ISC-FCM | EURO 6D ISC-FCM |
| Transmission | | | | | | | |
| 7G-DCT 7-speed automatic | ● | ● | ● | – | ● | – | – |
| 8G-DCT 8-speed automatic | – | – | – | ● | – | ● | ● |

¹Figures according to Directive 80/1269/EEC in the currently applicable version. ²The indicated values were determined according to the prescribed measurement method – Worldwide Harmonised Light Vehicle Test Procedure (WLTP). Figures shown may include options which are not available in Ireland. For Plug-in Hybrid Electric Vehicle (PHEV) figures determined with the battery fully charged, using a combination of both battery power and fuel. These models require mains electricity for charging. ³The certified electrical consumption is generally determined at maximum AC charging capacity using a Mode 3 cable. It is therefore recommended that vehicles with a HV battery preferably be charged at a wallbox or an AC charging station with a Mode 3 cable in order to achieve shorter charging times and improved charging efficiency. ⁴Specified voltage and current values refer to network infrastructure and can be limited by the vehicle. Times are from 10–100% charge using a wallbox (three-phase) or standard socket (single-phase) ⁵If you are planning to charge your Mercedes-Benz plug-in electric vehicle using a 3-pin domestic plug socket you must get a qualified electrician to inspect and sign off the socket to confirm it is safe and suitable to charge your vehicle. Do not use an electric vehicle 3-pin charge cable with an extension cord

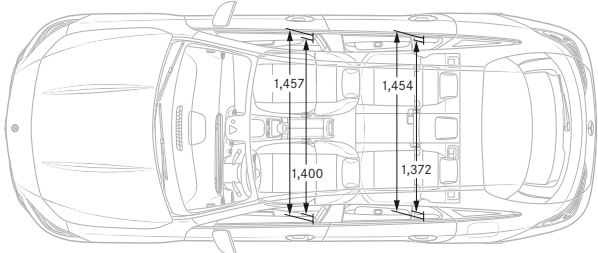
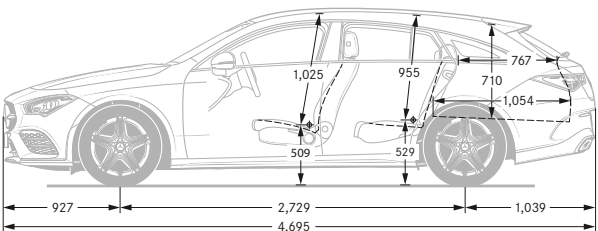
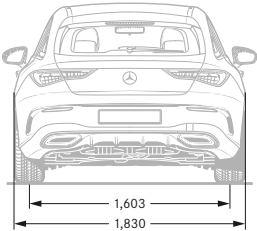
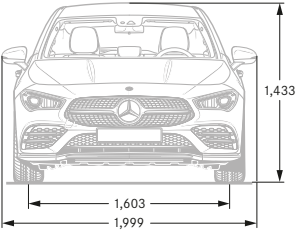
[Book a test drive](#)[Buy your CLA](#)[Find a Retailer](#)

Technical data Shooting Brake

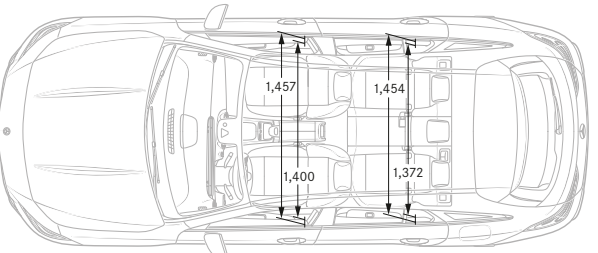
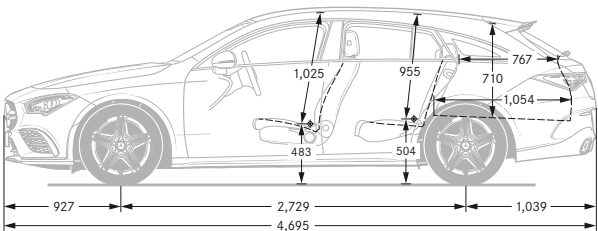
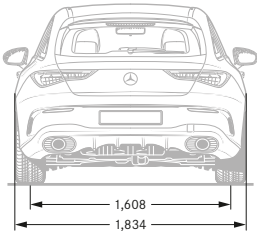
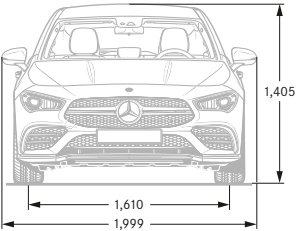
| Model | | CLA 180 | CLA 200 | CLA 250 | CLA 250 e | Mercedes-AMG CLA 35 4MATIC | Mercedes-AMG CLA 45 S 4MATIC+ | CLA 220 d |
|---|-----------------|-------------|----------------------|----------------------|----------------------|-------------------------------|----------------------------------|----------------------|
| Performance | | | | | | | | |
| Acceleration 0–100 kph | sec | 9.2 | 8.4 | 6.4 | 6.9 | 4.9 | 4.0 | 7.2 |
| Top speed (electric mode) | kph | 215 | 226 | 250 | 235 (140) | 250 | 270 | 221 |
| Weights and capacities | | | | | | | | |
| Kerb weight ⁶ | kg | 1,455 | 1,465 | 1,515 | 1,750 | 1,645 | 1,715 | 1,585 |
| Perm. Gross Vehicle Weight | kg | 2,015 | 2,025 | 2,095 | 2,270 | 2,155 | 2,205 | 2,140 |
| Boot capacity – seats up/seats down | l | 505/1,370 | 505/1,370 | 505/1,370 | 445/1,310 | 505/1,370 | 505/1,370 | 495/1,360 |
| Towing capacity – unbraked/braked | kg | 725/1,400 | 730/1,600 | 750/1,600 | 750/1,600 | 750/1,800 | 750/1,500 | 750/1,600 |
| Fuel tank capacity/of which reserve | l | 43/5 | 43/5 | 51/5 | 35/5 | 51/5 | 51/5 | 51/5 |
| Turning circle | m | 11.10 | 11.10 | 11.10 | 11.00 | 11.54 | 11.62 | 11.10 |
| Fuel consumption^{8,9,10} | | | | | | | | |
| Combined (consumption dependent on chosen optional equipment) | l/100 km mpg | 6.2 45.6 | 6.3–6.2 44.8–45.6 | 7.0–6.9 40.4–40.9 | 6.6–6.5 42.8–43.5 | 8.7–8.3 32.5–34.0 | 9.0–8.9 31.4–31.7 | 5.3–5.1 53.3–55.4 |

⁶Mass of the vehicle in running order with at least 90% full fuel tank, plus the mass of the driver (estimated by law at 75 kg), fuel and fluids, equipped with the standard equipment as specified by the manufacturer as well as, where applicable, the mass of the body, cab, trailer coupling and spare wheel(s) as well as tools. Optional extras, additional equipment and accessories can influence the weight, residual payload, rolling resistance, aerodynamics, etc., and therefore also affect the consumption/CO₂ values. ⁸All figures are based on a standard specification with the smallest tyre size. ⁹The choice of wheels and transmission may affect CO₂ emissions and corresponding VRT Rate. ¹⁰The indicated values were determined according to the prescribed measurement method – Worldwide Harmonised Light Vehicle Test Procedure (WLTP). Figures shown may include options which are not available in Ireland.

AMG Line model lines



Mercedes-AMG CLA 35 4MATIC model lines



All measurements in millimetres. The dimensions shown are mean values and apply to standard-specification, unladen vehicles



Diner

9457

S MS 1047

S MS 1053

Mercedes me

Welcome to your Mercedes-Benz world.

Imagine if ...you could connect with your Mercedes-Benz? With Mercedes me connect, you can! Mercedes me connect offers you new connectivity services that make driving more comfortable and incorporates your car into your personal lifestyle.

Standard Services

- Maintenance Management
- Telediagnosics
- Breakdown Management
- Accident Recovery
- Mercedes-Benz Emergency Call System

Remote Online Services¹

- Remote Retrieval of Vehicle Status (fuel level, tyre pressure etc.)
- Parked Vehicle Locator
- Vehicle Tracker
- Geofencing
- Door lock / unlock function


¹ Can be used with Remote Online special feature.




Getting connected is easy. Just set up your Mercedes me account and get in touch with your Mercedes-Benz dealer to connect your vehicle to your profile to access your Mercedes me connect services.


Contact your dealer to get connected, or go to www.mercedes.me for more details.


Follow us on the following social media channels:

 facebook.com/MercedesBenzIreland

 instagram.com/mercedesbenz_ireland

 [linkedin.com/company/motor distributors ltd](https://linkedin.com/company/motor-distributors-ltd)

 twitter.com/MB_IRELAND

 youtube.com/mercedesbenzireland

 pinterest.com/mercedesbenzire

Motor Distributors Ltd.
Naas Road
Dublin 12
Ireland
www.mercedes-benz.ie

Information correct at time of going to print. Prices and specifications are subject to change without prior notice. Prices quoted do not include dealer and delivery related charges. Images are for illustrative purposes only, actual product may vary. For more specific information in relation to the range of models, features, optional extras, colours and services available please speak to your local authorised Mercedes-Benz dealer.